Pin数	尺寸A	尺寸B
2×5	13.9	6.35
2×6	15.17	7.62
2×7	16.44	8.89
2×8	17.71	10.16
2×9	18.98	11.43
2×10	20.25	12.70
2×11	21.52	13.97
2×12	22.79	15.24
2×13	24.06	16.51
2×14	25.33	17.78
2×15	26.60	19.05
2×16	27.87	20.32
2×17	29.14	21.59
2×18	30.41	22.86
2×19	31.68	24.13
2×20	32.95	25.40
2×21	34.22	26.67
2×22	35.49	27.94
2×23	36.76	29.21
2×24	38.03	30.48
2×25	39.30	31.75
2×26	40.57	33.02
2×27	41.84	34.29
2×28	43.11	35.56
2×29	44.38	36.83
2×30	45.65	38.10
2×31	46.92	39.37
2×32	48.19	40.64
2×33	49.46	41.91
2×34	50.73	43.18
2×35	52.00	44.45
2×36	53.27	45.72
2×37	54.54	46.99
2×38	55.81	48.26
2×39	57.08	49.53
2×40	58.35	50.80
2×41	59.62	52.07
2×42	60.89	53.34
2×43	62.16	54.61
2×44	63.43	55.88
2×45	64.70	57.15
2×46	65.97	58.42
2×47	67.24	59.69
2×48	68.51	60.96
2×49	69.78	62.23
2×50	71.05	63.50

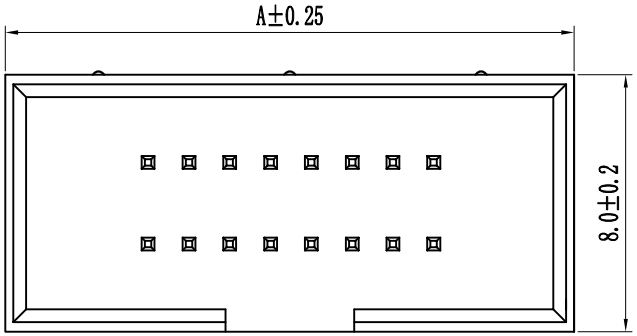

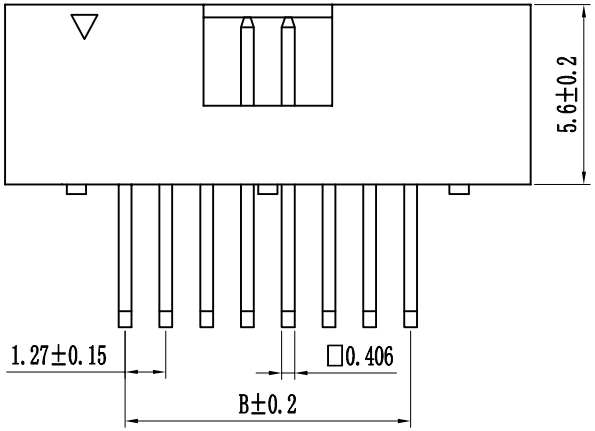

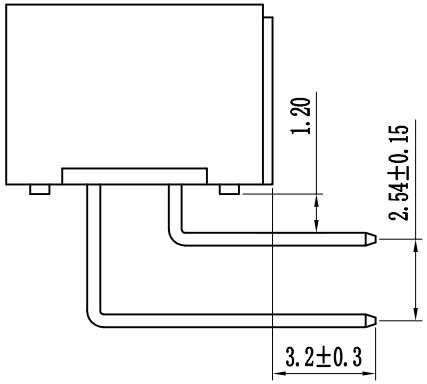

PCB LAYOUT

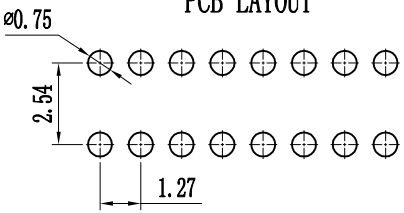



技术规范:

额定电流 : 1AMP

适用温度 : -40℃to+105℃

接触电阻 : 20mΩ Max

绝缘电阻 : 1000MΩ Min

耐电压 : AC500V

绝缘材料 : Polyester (UL94V-0)
Standard:PA-6T

端子材质 : Brass

电镀规范 : Au or Sn Over 50u″ Ni

F a－10—1－2－5p－a－a－s－D－0

排母系列	间距	塑高	双塑	单排	PIN位	电镀	材质	角度	端子	备注
	a-0.8mm		1-单塑	1-单排	1~40P/50P	A-1u″	A-PBT	S=180°	22.5mm即是225	0-3.0
	b-1.0mm		2-双塑	2-双排	2~40/50P	B-3u″	B-PA46	R=90°	11.6mm即是116	1-3.0/6.0(双塑)
	c-1.27mm		3-三塑	3-三排	3~40/50P	C-5u″	C-PA6T	M=SMT	12.2mm即是122	2-3.0/3.0(双塑)
	d-2.0mm			4-四排	4~40/50P	D-10u″	D-PA9T	Z=Z型	00Y=排母Y型端子	3-2.8/4.0(双塑)
	e-2.5mm					E-15u″	E-LCP	Y=135°	00U=排母U型端子	4-2.6/3.5(双塑)
	f-2.54mm					F-30u″		L=卧式SMT	00P=排母封口端子	其它另做说明
	g-3.96mm					S-镀锡			00Q=排母四面包端子	
	h-5.08mm					H-半金锡			注：长短针以短针计	

TOLERANCE:
X. ±XXX
.X ±0.20
.XX ±0.10
ANG.

STO 上海狮拓电子科技有限公司

產品名稱:

產品料號:

THIRD ANGLE PROJECTION

簽名 _____
日期 _____
審核 _____
日期 _____

客戶确認

□承認 _____ 日期 _____

□取回 _____ 日期 _____

1.27×2.54间距简牛，180°，塑高5.6mm
Spec: 1.27×2.54mm Box Header, Straight
Positions: 10~100
Plastic Height: 5.4mm